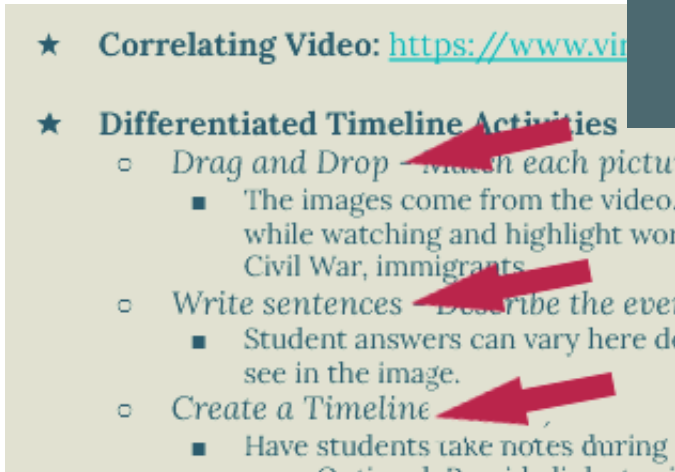


CONVERTING AN INTERACTIVE ACTIVITY PDF

Follow the steps below to convert our interactive activity PDFs into Google Slides or Microsoft Power Point presentations.

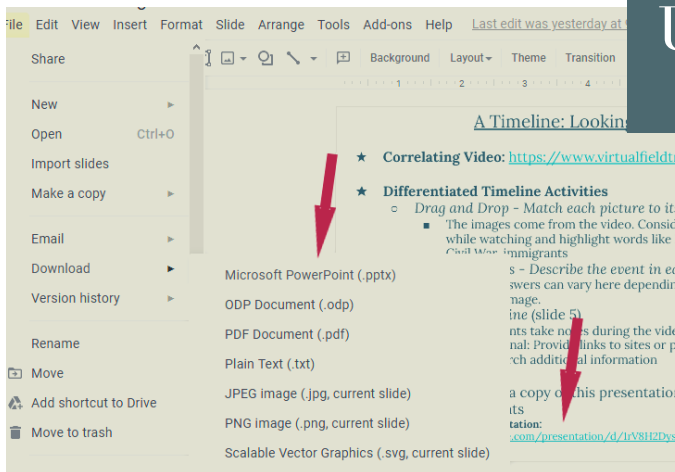
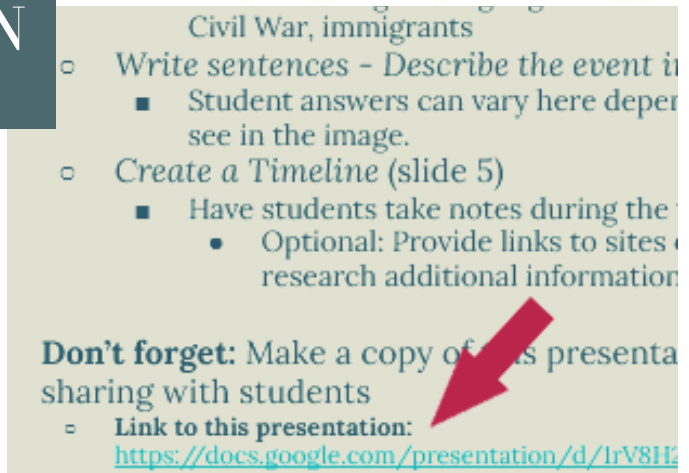


SELECT THE PDF

Interactive Activity PDFs have any of the following features: drag and drop, type in text boxes, move between slides, interactive game play, or virtual classrooms with hyperlinks. These are the PDFs that need to be converted to manipulate the features.

USING THE ACTIVITY IN GOOGLE WORKSPACE

Pull up the PDF.
The first slide will have a link to the presentation.
Click on the link and it will open in Google Slides as a view only presentation. Make a copy so that you can manipulate the slides.



USING THE ACTIVITY IN MICROSOFT OFFICE

Pull up the PDF and click on the link to the presentation in the first slide.
When the file opens in Google Slides, Click on "File", then "Download", and then "Microsoft Power Point".

An alternative method from the PDF: Click on "File" and then "Convert to..."