

Southwest State Study

Correlating Video: *Southwest Region of the U.S.*

<https://virtualfieldtrips.org/grade-4-southwest-region-of-the-u-s-early-beginnings/>

Activity: Students will study the four states of the Southwest

- **Recommended Resource:** National Geographic Kids U.S. States website:
<https://kids.nationalgeographic.com/explore/states/>
 - You can choose to use additional or other resources - just direct your students accordingly
- **Optional Group Activity:**
 - Have students work together to study all of the states in the video. Have them work together to complete the pages. Create a class slide show or print pages to create a class book.

Don't forget: Make a copy of this presentation and delete unnecessary slides before assigning to your students.

Link to this presentation:

https://docs.google.com/presentation/d/1zrgjZh554huyxbv_PD76UR2uLvANav5g5tbDn7RAVA8/copy

SOUTHWEST STATE STUDY

FAVORITE FUN FACT

Write at least one fun fact you
learned about the state.

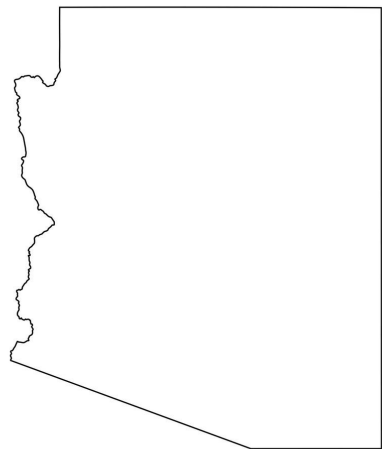
Write the name of the
state's capital city on
top of the state image.

YOUR TASK

1. Study the four Southwest states.
2. Go to this National Geographic Kids website to learn about the states:
<https://kids.nationalgeographic.com/explore/states/>
3. Click on the state. Read each section. Look at the photos and watch any videos on the page.
4. Complete your slides using the directions here.
5. Write a paragraph sharing any crops grown in the state as well as natural resources and important landforms.


ARIZONA

FAVORITE FUN FACT



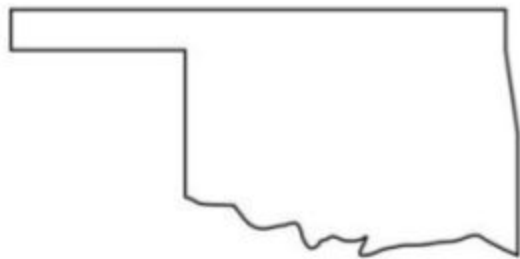
NEW MEXICO

FAVORITE FUN FACT



OKLAHOMA

FAVORITE FUN FACT



TEXAS

FAVORITE FUN FACT

